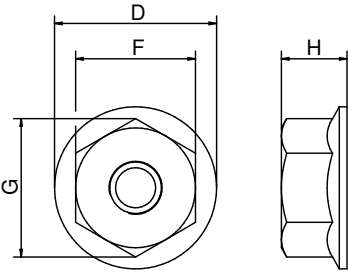
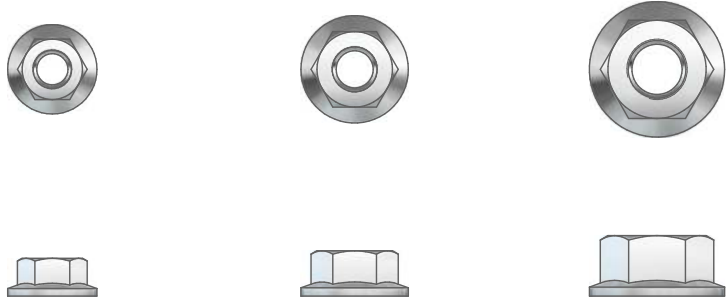


METRIC SERRATED FLANGE NUT SIZE CHART




F - Width Across the Flats
 G - Width Across Corners
 D - Flange Diameter
 H - Thickness



Nut Sizes	M5-0.80	M6-1.00	M8-1.25
Width Across the Flats [mm]	8.0	10.0	13.0
Width Across Corners [mm]	9.24	11.55	15.01
Flange Diameter [mm]	11.8	14.2	17.9
Thickness [mm]	5.0	6.0	8.0

"Width Across the Flats" is the same as "Wrench Size"



Nut Sizes	M10-1.50	M12-1.75
Width Across the Flats [mm]	27.0	30.0
Width Across Corners [mm]	17.32	20.78
Flange Diameter [mm]	21.8	26.0
Thickness [mm]	10.0	12.0

"Width Across the Flats" is the same as "Wrench Size"

