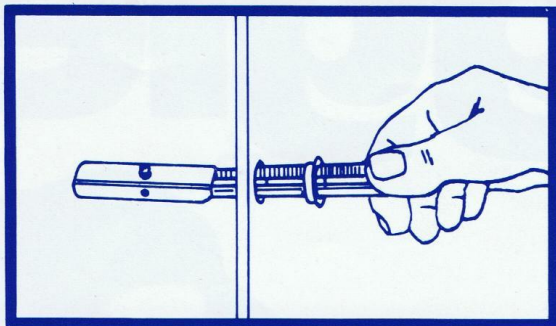


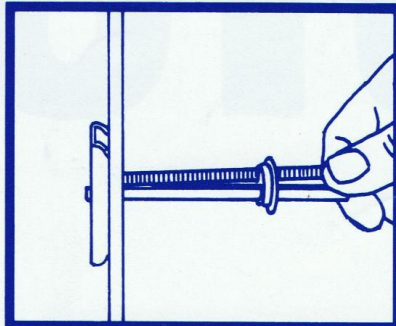
KapToggle®

HOLLOW WALL FASTENERS

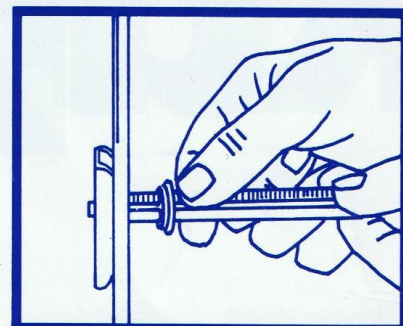
- *Trouble-free*
- *Installs in seconds*
- *3 times stronger than ordinary wall fasteners*



PUSH KapToggle thru drilled hole and grasp strap end.



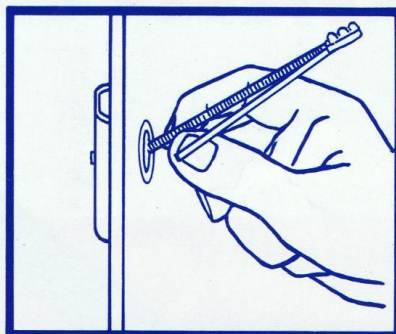
PULL KapToggle snugly against inside wall.



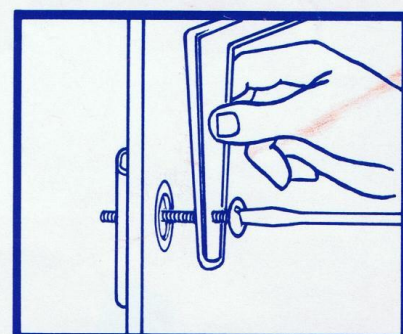
SLIDE washer evenly along straps until inner rim of washer seats completely inside drilled hole.

EASE OF INSTALLATION

KapToggle can be installed by anyone in seconds. KapToggle locks in place permitting fixtures to be installed or removed over and over without losing the toggle.



SNAP off plastic straps flush with washer.



INSERT screw thru fixture, engage thread, and secure with screwdriver.

GREATER HOLDING POWER

Laboratory tests have proven KapToggle far superior in holding power to conventional types of hollow wall fasteners.

KAPTOGGLE SAVES MONEY

Shorter length screws coupled with KapToggle's unique patented design eliminates the need for bolts 3, 4, 5 and 6 inches long.

SUPERIOR DESIGN

KapToggles are installed with pinpoint accuracy. The washer design affords perfect alignment between the fixture and KapToggle. This eliminates mis-aligned installations.

Tested 3 times stronger than ordinary wall fasteners.

KAPTOGGLE HOLDING POWER TEST RESULTS			
KapToggle Size	Material	Tested Pull-Through Load* (Pounds)	Recommended Working Load (Pounds)
1/8"	3/8" Gypsum Board	68	23
	1/2" Gypsum Board	111	37
	5/8" Gypsum Board	124	41
	Masonry Block	307	102
3/16"	3/8" Gypsum Board	68	23
	1/2" Gypsum Board	115	38
	5/8" Gypsum Board	133	44
	Masonry Block	452	150
1/4"	3/8" Gypsum Board	96	32
	1/2" Gypsum Board	121	40
	5/8" Gypsum Board	123	41
	Masonry Block	1,091	363

*Tests performed by an independent testing laboratory. Available on request.

Note: Recommended working load relates not only to the fastener but to the quality of the holding material and the application. Therefore, the figures are intended as safe guidelines but cannot be guaranteed.

STANDARD PACKAGE

Catalog Number								
KapToggle Size	Screw Length	Round Head	Flat Head	Mush. Head	Hole Size	Qty./Pkg.	Qty./Ctn.	Ship Wt.
With Screws								
1/8"	2"	18R	18F	18M	3/8"	100	500	2 lbs.
3/16"	2"	316R	316F	316M	1/2"	50	250	2 lbs.
1/4"	2"	14R	14F	14M	5/8"	50	250	3-1/4 lbs.
Without Screws								
1/8"	-	-	-	-	3/8"	100	500	1-1/2 lbs.
3/16"	-	-	-	-	1/2"	50	250	1-1/2 lbs.
1/4"	-	-	-	-	5/8"	50	250	2 lbs.

Stainless Steel KapToggles are available upon request. Metric sizes also available.

*Note: 13/32" hole required for metal, wood, plastic, and other rigid base materials.